

Appendix E

Traffic and Safety Analysis

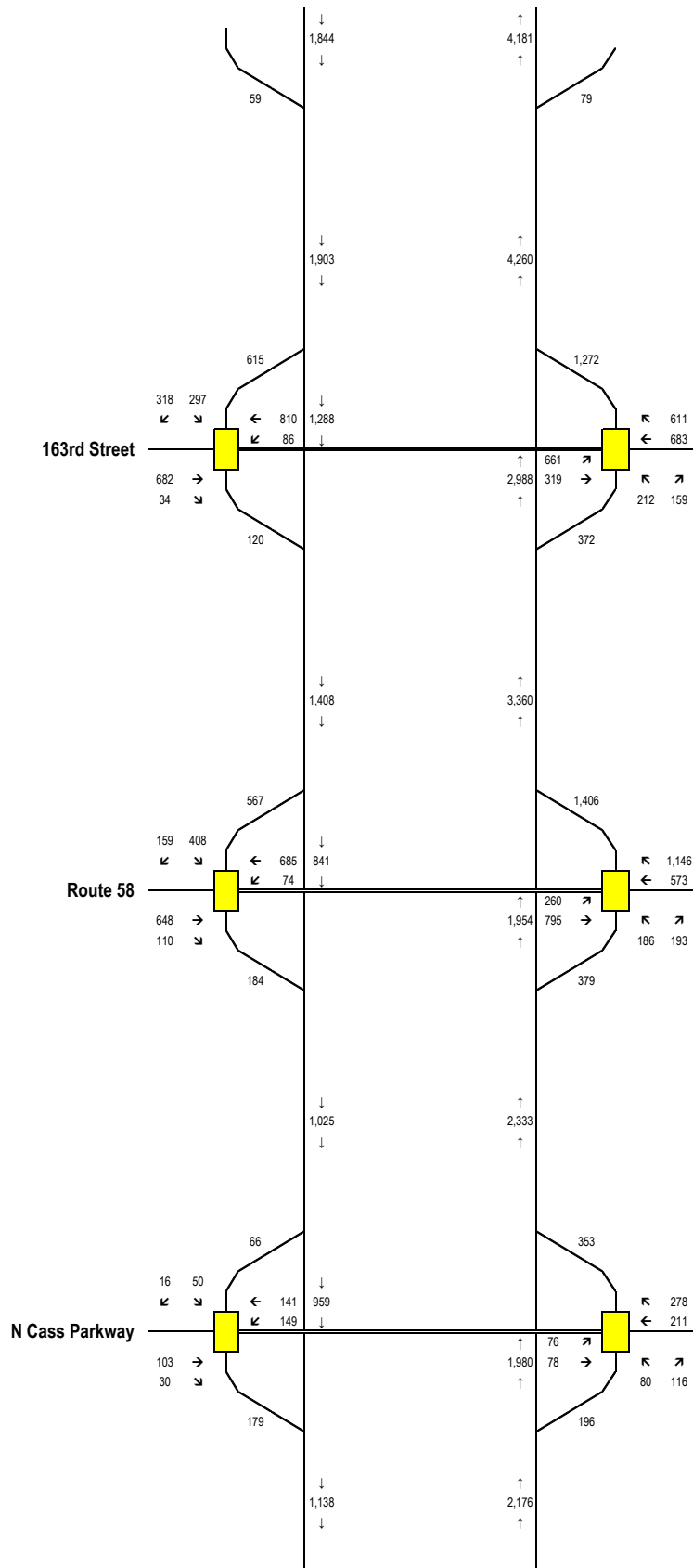
Time	Speed by Time and Location -- Northbound							Average Speed
	Mile 11.0	MO-58	Mile 13.0	Route Y	Mile 15.0	Mile 16.0	Mile 17.0	
00:00	66.9	66.9	64.5	64.5	64.4	64.4	63.9	65.0
00:15	67.5	67.5	65.0	65.0	64.8	64.8	64.6	65.6
00:30	67.5	67.5	64.9	64.9	64.7	64.8	64.7	65.6
00:45	67.1	67.1	64.4	64.4	63.8	63.8	64.4	65.0
01:00	67.4	67.4	65.0	65.0	64.3	64.3	64.3	65.4
01:15	67.7	67.7	65.2	65.1	64.5	64.5	64.5	65.6
01:30	67.7	67.7	65.0	65.0	64.1	64.2	64.2	65.4
01:45	67.6	67.6	64.8	64.8	64.2	64.3	64.4	65.4
02:00	67.8	67.8	64.8	64.8	64.4	64.4	64.4	65.5
02:15	68.3	68.3	64.8	64.8	64.6	64.6	64.8	65.7
02:30	67.7	67.7	64.7	64.8	64.3	64.2	64.3	65.4
02:45	67.7	67.7	64.8	64.8	64.2	64.1	64.8	65.4
03:00	68.1	68.1	65.2	65.2	64.8	64.8	65.1	65.9
03:15	68.3	68.3	65.4	65.4	65.4	65.4	65.6	66.3
03:30	68.4	68.4	65.8	65.8	65.2	65.2	65.4	66.3
03:45	68.5	68.5	65.7	65.8	65.3	65.2	65.0	66.3
04:00	68.5	68.5	65.8	65.8	65.4	65.4	65.3	66.4
04:15	68.4	68.4	65.7	65.8	65.3	65.2	65.5	66.3
04:30	68.8	68.7	66.3	66.3	65.8	65.7	65.8	66.8
04:45	68.9	68.9	67.0	67.2	66.4	66.4	66.6	67.3
05:00	69.0	69.0	66.9	66.9	66.5	66.5	67.0	67.4
05:15	69.8	69.8	67.4	67.5	66.9	66.9	66.7	67.8
05:30	71.4	71.5	68.5	68.7	68.2	68.2	68.3	69.3
05:45	71.7	71.7	69.0	69.1	68.4	68.4	68.7	69.6
06:00	72.1	72.1	67.9	67.9	67.2	67.2	67.9	68.9
06:15	71.0	71.0	63.5	63.5	63.9	63.8	65.7	66.1
06:30	69.0	68.9	51.8	51.5	57.7	57.7	60.5	59.6
06:45	67.8	67.8	47.6	47.3	55.2	55.3	58.3	57.0
07:00	68.9	68.9	52.0	52.1	57.6	57.8	59.1	59.5
07:15	68.0	68.0	48.1	48.5	54.3	54.5	56.8	56.9
07:30	67.0	67.3	45.3	46.1	53.8	53.6	56.1	55.6
07:45	68.1	68.5	51.7	52.5	56.8	56.6	56.6	58.7
08:00	69.2	69.2	59.2	60.2	59.6	59.6	59.4	62.3
08:15	69.5	69.5	62.3	63.5	61.4	61.4	61.4	64.1
08:30	69.0	69.0	63.7	65.0	62.5	62.4	62.4	64.9
08:45	68.8	68.8	64.4	65.4	63.0	63.3	63.3	65.3
09:00	69.0	69.0	64.7	65.5	63.6	64.1	64.0	65.7
09:15	69.3	69.3	64.9	65.4	63.9	64.4	65.0	66.0
09:30	69.4	69.3	64.9	65.4	63.8	64.2	64.8	66.0
09:45	69.3	69.3	65.3	65.5	64.0	64.1	64.8	66.0
10:00	69.0	68.9	65.8	65.8	64.3	64.3	64.7	66.1
10:15	68.9	68.9	65.3	65.3	64.0	64.0	64.7	65.9
10:30	68.8	68.8	65.5	65.5	64.3	64.3	64.9	66.0
10:45	69.0	68.9	65.5	65.5	64.2	64.2	64.8	66.0
11:00	69.0	68.9	65.7	65.7	64.1	64.2	64.7	66.0
11:15	69.2	69.2	65.6	65.6	64.4	64.4	64.9	66.2
11:30	69.1	69.1	65.4	65.4	64.4	64.4	64.9	66.1
11:45	69.0	69.1	65.5	65.5	64.6	64.5	65.2	66.2
12:00	69.0	69.0	65.5	65.4	64.5	64.5	65.0	66.1
12:15	68.9	69.0	65.3	65.3	64.3	64.2	65.0	66.0
12:30	69.1	69.1	65.5	65.5	64.5	64.5	65.0	66.2
12:45	69.2	69.2	65.3	65.2	63.9	64.1	64.7	66.0
13:00	69.4	69.4	65.8	65.7	64.4	64.5	65.0	66.3
13:15	68.8	68.9	65.4	65.4	64.3	64.3	65.1	66.0
13:30	68.9	68.9	65.6	65.7	64.4	64.4	65.0	66.1
13:45	69.1	69.1	65.6	65.7	64.5	64.6	65.1	66.2
14:00	69.4	69.4	66.0	66.1	64.8	64.8	65.2	66.5
14:15	69.3	69.3	65.7	65.7	64.3	64.3	64.9	66.2
14:30	69.1	69.1	65.7	65.7	64.2	64.2	65.0	66.1
14:45	69.2	69.3	65.9	65.9	64.6	64.5	65.0	66.3
15:00	69.1	69.2	65.6	65.6	64.7	64.7	65.3	66.3
15:15	69.4	69.4	65.7	65.7	64.6	64.6	65.2	66.4
15:30	69.6	69.6	66.1	66.0	64.6	64.6	65.1	66.5
15:45	69.6	69.6	66.1	66.1	64.8	64.8	64.8	66.5
16:00	69.6	69.6	65.9	65.9	64.6	64.6	65.0	66.5
16:15	69.8	69.8	65.9	65.9	64.5	64.6	65.0	66.5
16:30	69.6	69.6	65.9	65.9	64.7	64.7	65.3	66.5
16:45	70.0	70.0	66.5	66.5	65.1	65.2	65.6	67.0
17:00	69.8	69.8	66.3	66.2	65.1	65.1	65.5	66.8
17:15	70.1	70.1	66.4	66.3	64.9	64.8	65.6	66.9
17:30	69.8	69.8	66.4	66.4	65.3	65.4	65.7	67.0
17:45	69.4	69.4	66.2	66.2	65.4	65.5	65.8	66.8
18:00	69.2	69.1	66.1	66.1	65.2	65.3	65.8	66.7
18:15	69.3	69.3	66.2	66.1	65.2	65.1	65.9	66.7
18:30	69.3	69.3	66.4	66.4	65.6	65.6	66.1	66.9
18:45	69.5	69.5	66.1	66.0	65.2	65.1	66.0	66.8
19:00	69.7	69.7	66.4	66.4	65.4	65.4	66.1	67.0
19:15	69.5	69.4	66.3	66.2	65.6	65.6	65.9	66.9
19:30	69.1	69.1	65.9	65.8	65.6	65.6	66.0	66.7
19:45	69.1	69.0	65.9	65.9	65.7	65.7	66.1	66.8
20:00	69.1	69.1	66.1	66.1	65.3	65.3	65.7	66.7
20:15	68.9	68.9	66.1	66.1	65.8	65.8	66.1	66.8
20:30	68.9	68.9	66.4	66.4	65.6	65.5	65.9	66.8
20:45	68.5	68.5	66.2	66.3	65.5	65.6	65.4	66.6
21:00	68.7	68.6	66.0	66.0	65.4	65.4	65.1	66.5
21:15	67.9	67.8	65.4	65.3	65.1	65.0	65.3	66.0
21:30	68.3	68.3	65.4	65.3	64.8	64.7	64.8	65.9
21:45	67.9	67.9	65.1	65.1	64.9	64.9	64.9	65.8
22:00	67.3	67.3	64.9	64.9	64.5	64.6	64.5	65.5
22:15	67.0	67.0	64.9	64.9	64.4	64.5	64.6	65.3
22:30	66.7	66.7	65.0	64.9	64.3	64.3	64.3	65.2
22:45	65.6	65.5	64.2	64.2	63.6	63.6	63.5	64.3
23:00	64.9	64.9	63.8	63.7	63.6	63.6	63.6	64.0
23:15	66.1	66.1	64.5	64.5	63.7	63.7	64.0	64.7
23:30	65.5	65.5	64.5	64.5	63.8	63.8	63.8	64.5
23:45	65.8	65.8	64.0	63.9	63.5	63.6	63.7	64.3
Average Speed	68.7	68.7	64.5	64.6	64.1	64.2	64.6	65.6

Appendix E Traffic and Safety Analysis

Speed by Time and Location – Southbound								
Time	Mile 58.0	Mile 59.0	Mile 60.0	Route Y	Mile 62.0	MO-58	Mile 64.0	Average Speed
00:00	64.3	64.2	64.2	64.2	65.7	65.7	68.2	65.2
00:15	64.2	64.2	64.3	64.4	66.0	66.0	68.3	65.3
00:30	64.0	64.0	64.4	64.4	66.0	66.0	68.4	65.3
00:45	64.4	64.4	64.6	64.6	66.0	66.0	68.4	65.5
01:00	64.2	64.2	64.6	64.6	66.2	66.2	68.9	65.6
01:15	64.3	64.3	64.6	64.6	66.1	66.1	68.7	65.5
01:30	63.6	63.6	63.9	63.9	65.5	65.5	67.5	64.8
01:45	63.3	63.3	63.5	63.5	65.0	65.0	66.8	64.3
02:00	63.2	63.2	63.3	63.4	64.8	64.8	66.9	64.2
02:15	62.8	62.9	62.9	63.0	64.3	64.3	66.3	63.8
02:30	62.4	62.4	62.6	62.7	64.2	64.2	65.9	63.5
02:45	62.2	62.3	62.3	62.3	64.1	64.1	65.4	63.2
03:00	62.3	62.3	62.3	62.3	63.6	63.6	65.0	63.1
03:15	63.0	63.0	63.1	63.1	64.3	64.3	65.5	63.8
03:30	63.5	63.5	64.0	64.0	64.9	64.9	66.1	64.4
03:45	63.7	63.7	64.1	64.1	65.2	65.2	66.4	64.6
04:00	63.9	63.9	64.1	64.1	65.8	65.8	67.3	65.0
04:15	64.2	64.2	64.2	64.2	65.4	65.4	67.6	65.0
04:30	64.9	64.9	65.1	65.1	66.6	66.6	68.2	65.9
04:45	64.4	64.4	64.5	64.5	66.2	66.2	68.0	65.4
05:00	63.8	63.8	63.9	63.9	65.6	65.6	67.6	64.9
05:15	64.2	64.2	64.5	64.5	66.1	66.1	67.7	65.3
05:30	65.1	65.1	65.0	65.0	66.7	66.7	68.1	65.9
05:45	65.9	65.9	65.9	65.9	67.4	67.4	68.4	66.7
06:00	65.9	65.9	66.0	66.0	67.5	67.5	69.1	66.8
06:15	65.4	65.4	65.5	65.5	66.9	66.9	69.0	66.4
06:30	64.4	64.4	65.0	65.0	66.8	66.8	68.5	65.8
06:45	64.7	64.7	65.1	65.1	67.2	67.2	69.0	66.1
07:00	64.7	64.7	65.0	65.0	67.2	67.2	69.4	66.2
07:15	64.4	64.3	64.9	64.8	67.1	67.1	69.6	66.0
07:30	64.7	64.7	65.3	65.2	67.6	67.6	69.9	66.4
07:45	64.0	64.0	64.7	64.6	67.5	67.5	69.9	66.0
08:00	64.2	64.2	64.7	64.7	67.3	67.3	69.7	66.0
08:15	63.8	63.9	64.7	64.7	67.4	67.4	69.4	65.9
08:30	63.8	63.8	64.6	64.6	67.0	67.0	69.2	65.7
08:45	64.3	64.4	64.7	64.8	67.3	67.3	69.8	66.1
09:00	64.3	64.3	65.0	65.1	67.6	67.6	70.0	66.3
09:15	64.1	64.1	64.7	64.7	67.6	67.6	69.9	66.1
09:30	63.7	63.8	64.4	64.5	67.2	67.2	69.5	65.8
09:45	63.4	63.4	64.2	64.2	67.0	67.0	69.1	65.5
10:00	63.7	63.7	64.5	64.5	66.9	66.9	69.6	65.7
10:15	63.5	63.5	64.2	64.2	66.8	66.8	69.2	65.5
10:30	63.7	63.7	64.4	64.4	66.6	66.6	69.1	65.5
10:45	63.5	63.5	64.1	64.2	66.5	66.5	68.9	65.3
11:00	63.6	63.6	64.3	64.3	66.5	66.5	69.0	65.4
11:15	63.6	63.6	64.3	64.3	66.8	66.8	69.3	65.5
11:30	63.8	63.8	64.6	64.5	66.9	66.9	69.4	65.7
11:45	63.8	63.8	64.1	64.1	67.2	67.2	69.2	65.6
12:00	63.7	63.6	64.3	64.3	67.2	67.2	69.6	65.7
12:15	63.9	63.9	64.6	64.7	67.5	67.5	69.5	65.9
12:30	63.6	63.5	64.1	64.1	66.8	66.8	69.3	65.5
12:45	63.5	63.6	64.0	64.1	66.9	66.9	69.3	65.5
13:00	63.8	63.8	64.4	64.4	67.2	67.2	69.7	65.8
13:15	63.7	63.6	64.3	64.2	67.2	67.2	69.4	65.7
13:30	63.3	63.2	64.0	63.9	67.2	67.2	69.7	65.5
13:45	63.6	63.6	64.3	64.3	67.3	67.3	69.7	65.7
14:00	63.6	63.6	64.5	64.5	67.6	67.6	70.0	65.9
14:15	63.2	63.2	63.9	63.8	67.2	67.2	70.1	65.5
14:30	62.9	62.9	63.8	63.8	67.2	67.2	69.9	65.4
14:45	62.5	62.4	63.6	63.5	67.4	67.4	69.9	65.2
15:00	62.0	62.0	63.5	63.4	67.8	67.8	70.2	65.2
15:15	60.2	60.2	61.8	61.8	67.7	67.7	70.5	64.3
15:30	57.4	57.3	60.7	60.6	67.7	67.7	70.7	63.2
15:45	39.5	39.2	50.9	50.7	66.6	66.6	71.0	54.9
16:00	33.7	33.3	48.2	48.0	66.4	66.4	71.3	52.5
16:15	32.2	31.9	47.7	47.5	66.4	66.4	71.0	51.9
16:30	31.1	30.7	47.8	47.5	66.6	66.6	71.3	51.7
16:45	30.5	30.1	47.1	46.9	66.3	66.3	71.0	51.2
17:00	30.9	30.5	47.1	46.8	66.2	66.2	70.9	51.2
17:15	31.2	30.9	47.4	47.3	66.1	66.1	71.1	51.4
17:30	32.8	32.5	47.8	47.7	66.1	66.1	71.0	52.0
17:45	34.8	34.5	47.7	47.5	66.0	66.0	70.6	52.4
18:00	42.9	42.6	51.1	51.0	65.6	65.6	70.5	55.6
18:15	52.1	52.0	56.9	56.8	66.3	66.3	70.5	60.1
18:30	59.0	58.9	61.3	61.3	67.0	67.0	70.6	63.6
18:45	63.1	63.1	63.5	63.4	67.1	67.1	70.0	65.3
19:00	64.3	64.3	64.5	64.4	67.3	67.3	69.7	66.0
19:15	64.4	64.4	64.7	64.7	67.4	67.4	70.1	66.2
19:30	64.0	64.0	64.4	64.4	66.5	66.5	69.7	65.6
19:45	64.1	64.1	64.7	64.7	66.6	66.6	69.4	65.8
20:00	64.6	64.7	65.0	65.0	66.8	66.8	69.0	66.0
20:15	64.4	64.3	64.5	64.5	66.7	66.7	69.0	65.7
20:30	64.5	64.4	64.3	64.3	66.3	66.3	69.2	65.6
20:45	64.0	64.0	64.1	64.1	66.0	66.0	68.8	65.3
21:00	64.0	64.0	64.1	64.1	65.6	65.6	68.3	65.1
21:15	63.6	63.6	64.0	64.0	65.8	65.8	69.0	65.1
21:30	63.6	63.6	63.7	63.7	65.5	65.5	68.1	64.8
21:45	63.8	63.8	63.8	63.8	65.7	65.7	68.6	65.0
22:00	64.4	64.4	63.9	63.9	65.5	65.5	68.3	65.1
22:15	63.4	63.4	63.3	63.3	64.9	64.9	67.7	64.4
22:30	63.3	63.3	63.1	63.1	64.6	64.6	67.3	64.2
22:45	63.2	63.2	63.3	63.3	64.8	64.8	66.9	64.2
23:00	63.5	63.6	63.8	63.8	65.3	65.3	67.5	64.7
23:15	64.2	64.2	64.3	64.3	65.6	65.6	68.1	65.2
23:30	64.6	64.5	64.5	64.4	66.0	66.0	68.3	65.5
23:45	64.8	64.8	64.4	64.4	65.8	65.8	68.1	65.4
Total	60.5	60.4	62.4	62.4	66.4	66.4	69.0	63.9

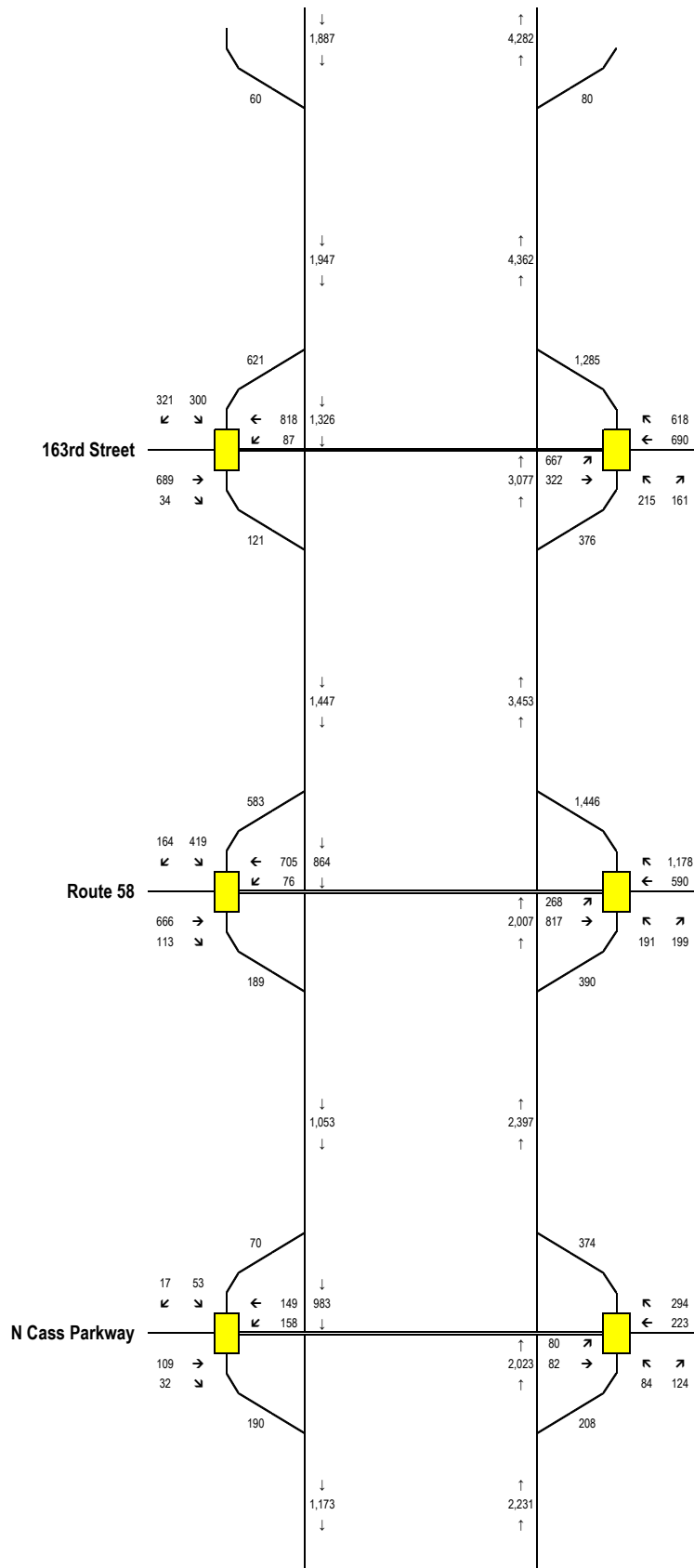
Appendix E Traffic and Safety Analysis

AM
I-49 Gateway to Kansas City, Cass County, MO
Peak-Hour Balanced Traffic Volumes
2020



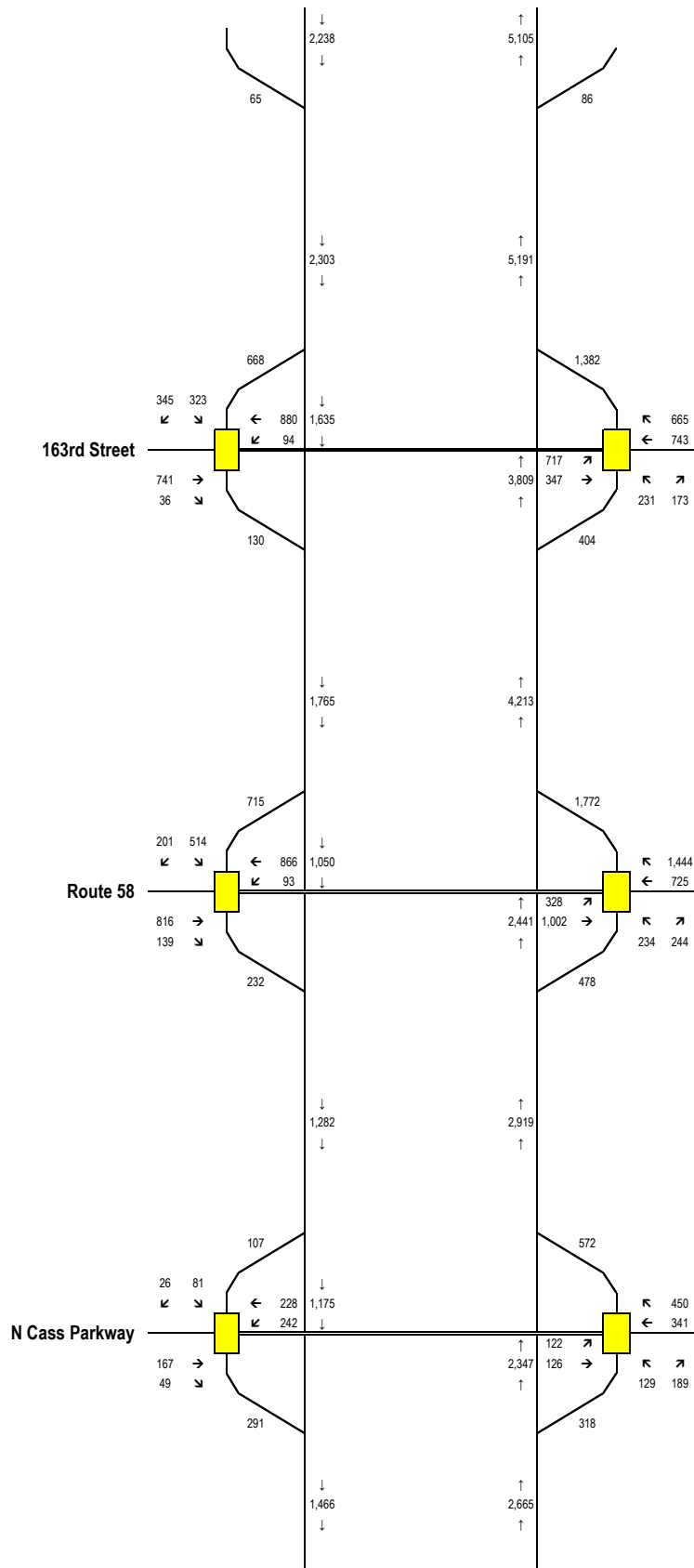
Appendix E Traffic and Safety Analysis

AM
I-49 Gateway to Kansas City, Cass County, MO
Peak-Hour Balanced Traffic Volumes
2023



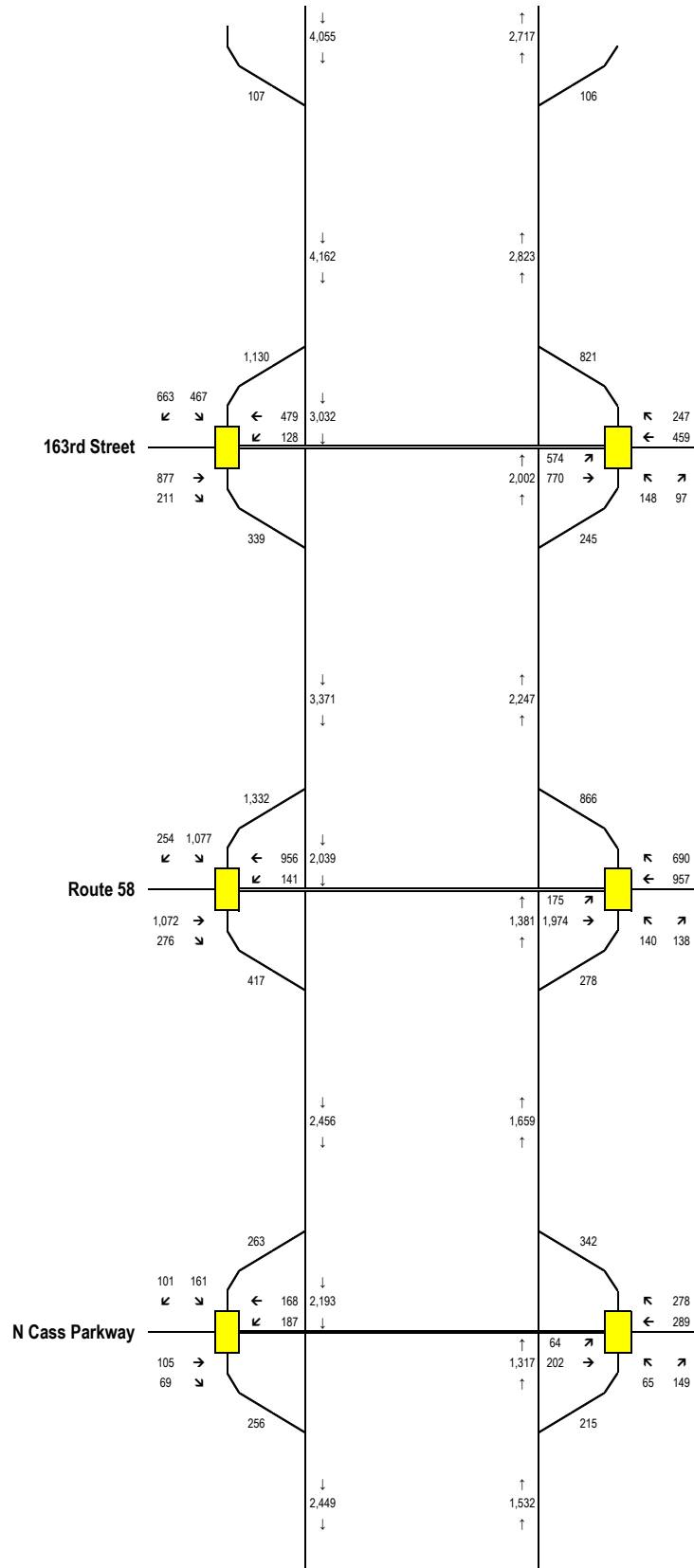
Appendix E Traffic and Safety Analysis

AM
I-49 Gateway to Kansas City, Cass County, MO
Peak-Hour Balanced Traffic Volumes
2045



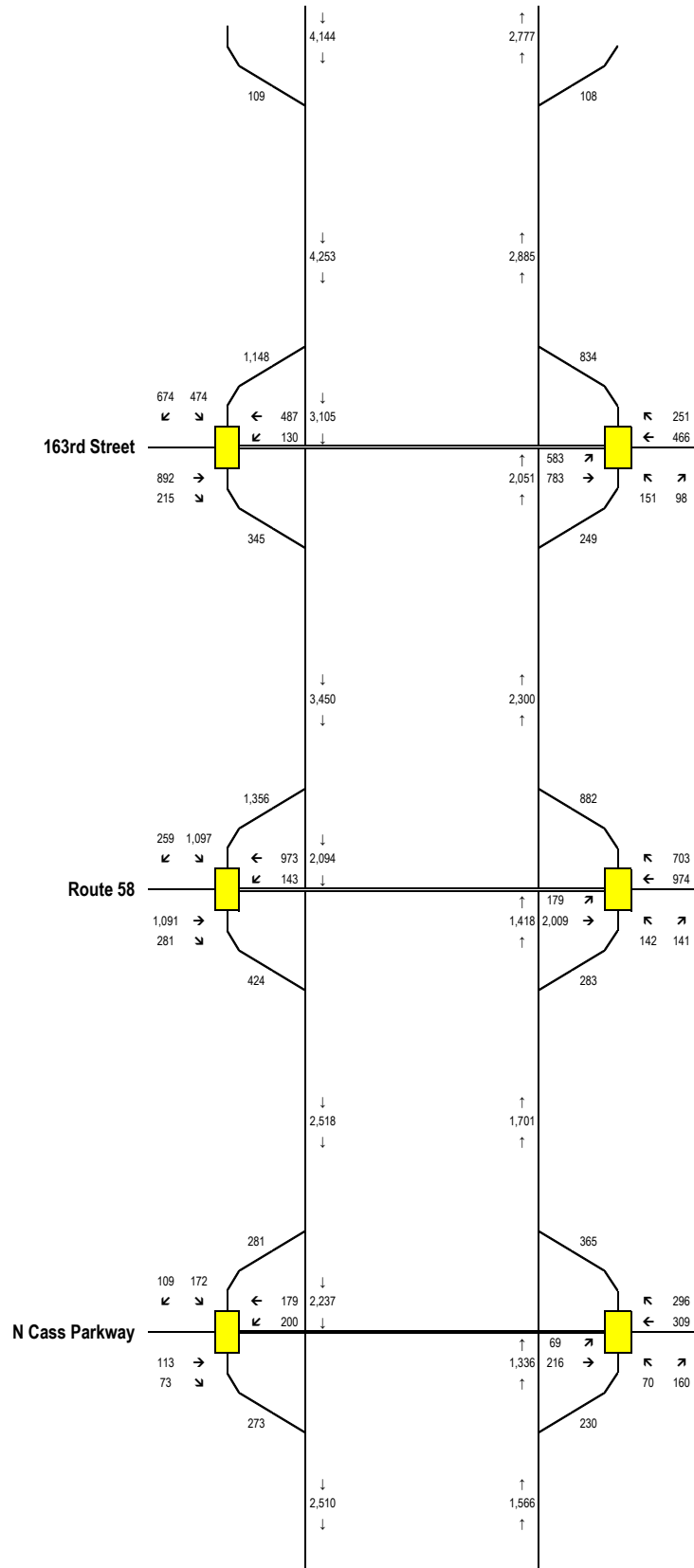
Appendix E Traffic and Safety Analysis

PM
I-49 Gateway to Kansas City, Cass County, MO
Peak-Hour Balanced Traffic Volumes
2020



Appendix E Traffic and Safety Analysis

PM
I-49 Gateway to Kansas City, Cass County, MO
Peak-Hour Balanced Traffic Volumes
2023



Appendix E Traffic and Safety Analysis

PM
I-49 Gateway to Kansas City, Cass County, MO
Peak-Hour Balanced Traffic Volumes
2045

